

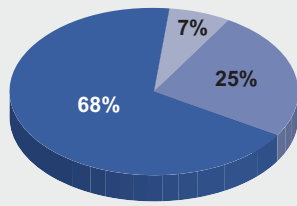
MIDDLESEX UNITED WAY

Number of Households – 66,467

How many households are struggling?

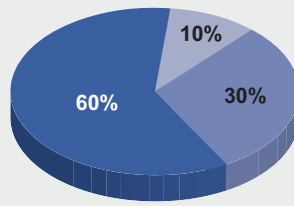
ALICE is an acronym for Asset Limited, Income Constrained, Employed – households that earn more than the Federal Poverty Level, but less than the basic cost of living for the area (the ALICE Threshold). Combined, the number of ALICE and poverty-level households equals the total population struggling to afford basic needs.

Middlesex United Way service area



- Poverty: 4,693 HH, 7%
- ALICE: 16,834 HH, 25%
- Above ALICE: 44,940 HH, 68%

Connecticut



- Poverty: 134,494 HH, 10%
- ALICE: 406,673 HH, 30%
- Above ALICE: 816,102 HH, 60%

Note: Municipal-level data often relies on 5-year averages, is not available for the smallest towns that don't report income, and may overlap with Census Designated Places (CDP).

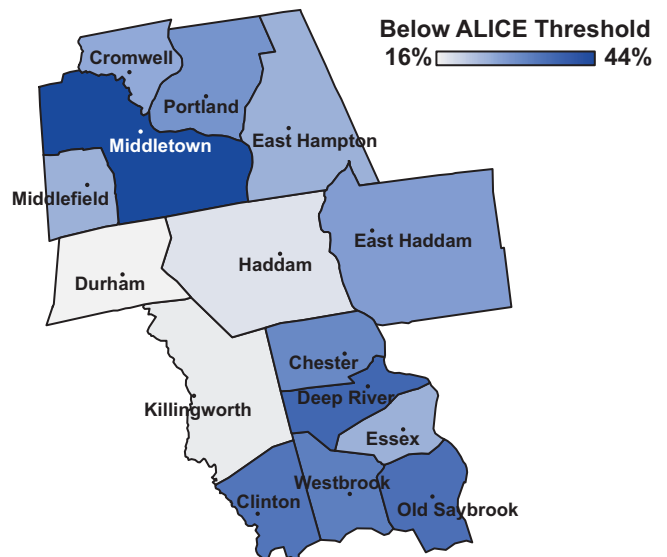
Town	Total HH	% ALICE & Poverty
Chester	1,853	31%
Clinton	5,294	34%
Cromwell	5,631	26%
Deep River	1,902	37%
Durham	2,650	16%
East Haddam	3,541	28%
East Hampton	4,951	25%
Essex	2,961	25%
Haddam	3,223	18%
Killingworth	2,479	17%
Middlefield	1,775	25%
Middletown	19,219	44%
Old Saybrook	4,201	36%
Portland	3,948	29%
Westbrook	2,839	33%

Household Survival Budget		
	SINGLE ADULT	2 ADULTS, 1 INFANT, 1 PRESCHOOLER
Monthly Costs		
Housing	\$758	\$1,210
Child Care	\$-	\$1,719
Food	\$182	\$603
Transportation	\$341	\$682
Health Care	\$213	\$792
Technology	\$55	\$75
Miscellaneous	\$185	\$600
Taxes	\$303	\$920
Monthly Total	\$2,037	\$6,601
ANNUAL TOTAL	\$24,444	\$79,212
Hourly Wage	\$12.22	\$39.61

Why do so many households struggle?

The Household Survival Budget reflects the bare minimum that a household needs to live and work today. It does not include savings for emergencies or future goals like college. In 2016, costs were well above the Federal Poverty Level of \$11,880 for a single adult and \$24,300 for a family of four.

Sources: U.S. Department of Housing and Urban Development, U.S. Department of Agriculture, Bureau of Labor Statistics, Internal Revenue Service, Tax Foundation, and Connecticut 211Childcare, 2016; American Community Survey.



Where does ALICE live?

ALICE and poverty-level households live in every town in Connecticut. Towns with the highest percentage of households below the ALICE Threshold are shaded in the darkest blue; towns with the lowest percentage of households below the ALICE Threshold are shaded in lightest blue.