

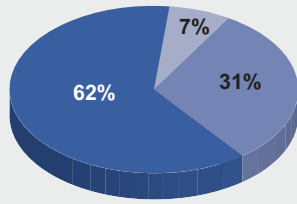
UNITED WAY OF WESTERN CONNECTICUT

Number of Households – 134,140

How many households are struggling?

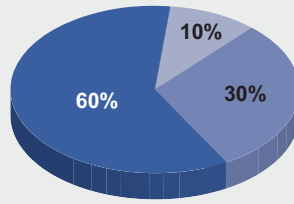
ALICE is an acronym for **A**sset Limited, **I**ncome Constrained, **E**mployed – households that earn more than the Federal Poverty Level, but less than the basic cost of living for the area (the ALICE Threshold). Combined, the number of ALICE and poverty-level households equals the total population struggling to afford basic needs.

United Way of Western Connecticut service area



- Poverty: 9,827 HH, 7%
- ALICE: 40,993 HH, 31%
- Above ALICE: 83,320 HH, 61%

Connecticut



- Poverty: 134,494 HH, 10%
- ALICE: 404,035 HH, 30%
- Above ALICE: 818,740 HH, 60%

Note: Municipal-level data often relies on 5-year averages, is not available for the smallest towns that don't report income, and may overlap with Census Designated Places (CDP).

Town	Total HH	% ALICE & Poverty
Bethel	7,210	36%
Bridgewater	763	19%
Brookfield	6,042	31%
Danbury	29,426	50%
Kent	1,149	36%
New Fairfield	4,795	25%
New Milford	10,373	29%
Newtown	9,796	29%
Redding	3,496	24%
Ridgefield	8,909	23%
Roxbury	951	16%
Sherman	1,430	23%
Stamford	47,708	42%
Warren	603	24%
Washington	1,489	28%

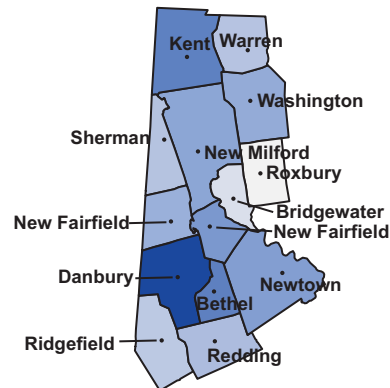
Household Survival Budget

	SINGLE ADULT	2 ADULTS, 1 INFANT, 1 PRESCHOOLER
Monthly Costs		
Housing	\$687 - \$1,121	\$1,114 - \$1,775
Child Care	\$-	\$1,720 - \$1,845
Food	\$182	\$603
Transportation	\$79 - \$341	\$132 - \$682
Health Care	\$213	\$792
Technology	\$55	\$75
Miscellaneous	\$175 - \$199	\$587 - \$620
Taxes	\$276 - \$341	\$884 - \$947
Monthly Total	\$1,929 - \$2,190	\$6,457 - \$6,816
ANNUAL TOTAL	\$23,148 - \$26,280	\$77,484 - \$81,792
Hourly Wage	\$11.57 - \$13.14	\$38.74 - \$40.90

Why do so many households struggle?

The Household Survival Budget reflects the bare minimum that a household needs to live and work today. It does not include savings for emergencies or future goals like college. In 2016, costs were well above the Federal Poverty Level of \$11,880 for a single adult and \$24,300 for a family of four.

Sources: U.S. Department of Housing and Urban Development, U.S. Department of Agriculture, Bureau of Labor Statistics, Internal Revenue Service, Tax Foundation, and Connecticut 211Childcare, 2016; American Community Survey.



Below ALICE Threshold
16% 50%

Where does ALICE live?

ALICE and poverty-level households live in every town in Connecticut. Towns with the highest percentage of households below the ALICE Threshold are shaded in the darkest blue; towns with the lowest percentage of households below the ALICE Threshold are shaded in lightest blue.