

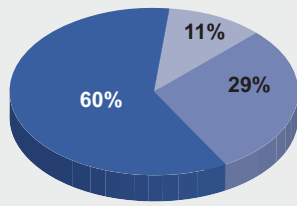
UNITED WAY OF NORTHWEST CONNECTICUT

Number of Households – 38,348

How many households are struggling?

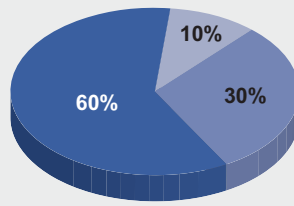
ALICE is an acronym for **A**sset **L**imited, **I**ncome **C**onstrained, **E**mployed – households that earn more than the Federal Poverty Level, but less than the basic cost of living for the area (the ALICE Threshold). Combined, the number of ALICE and poverty-level households equals the total population struggling to afford basic needs.

United Way of Northwest Connecticut service area



- Poverty: 3,070 HH, 8%
- ALICE: 11,135 HH, 29%
- Above ALICE: 24,143 HH, 63%

Connecticut



- Poverty: 134,494 HH, 10%
- ALICE: 406,673 HH, 30%
- Above ALICE: 816,102 HH, 60%

Note: Municipal-level data often relies on 5-year averages, is not available for the smallest towns that don't report income, and may overlap with Census Designated Places (CDP).

Town	Total HH	% ALICE & Poverty
Barkhamsted	1,435	25%
Canaan	540	33%
Colebrook	588	32%
Cornwall	593	32%
Goshen	1,069	26%
Hartland	777	29%
Harwinton	2,022	19%
Litchfield	3,469	32%
Morris	936	33%
New Hartford	2,563	27%
Norfolk	650	36%
North Canaan	1,224	34%
Salisbury	1,698	31%
Sharon	1,248	32%
Torrington	14,808	45%
Winchester	4,728	44%

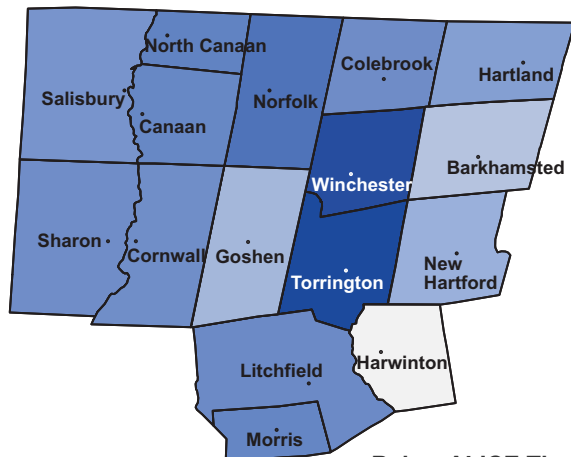
Household Survival Budget

	SINGLE ADULT	2 ADULTS, 1 INFANT, 1 PRESCHOOLER
Monthly Costs		
Housing	\$687 - \$758	\$1,114 - \$1,210
Child Care	\$-	\$1,720 - \$1,707
Food	\$182	\$603
Transportation	\$341	\$682
Health Care	\$213	\$792
Technology	\$55	\$75
Miscellaneous	\$175 - \$185	\$587 - \$598
Taxes	\$276 - \$303	\$884 - \$915
Monthly Total	\$1,929 - \$2,037	\$6,457 - \$6,582
ANNUAL TOTAL	\$23,148 - \$24,444	\$77,484 - \$78,984
Hourly Wage	\$11.57 - \$12.22	\$38.74 - \$39.49

Why do so many households struggle?

The Household Survival Budget reflects the bare minimum that a household needs to live and work today. It does not include savings for emergencies or future goals like college. In 2016, costs were well above the Federal Poverty Level of \$11,880 for a single adult and \$24,300 for a family of four.

Sources: U.S. Department of Housing and Urban Development, U.S. Department of Agriculture, Bureau of Labor Statistics, Internal Revenue Service, Tax Foundation, and Connecticut 211Childcare, 2016; American Community Survey.



Below ALICE Threshold
19% ————— 45%

Where does ALICE live?

ALICE and poverty-level households live in every town in Connecticut. Towns with the highest percentage of households below the ALICE Threshold are shaded in the darkest blue; towns with the lowest percentage of households below the ALICE Threshold are shaded in lightest blue.