

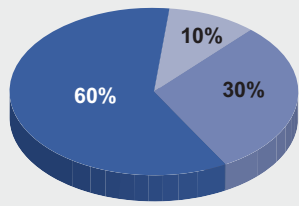
UNITED WAY OF SOUTHEASTERN CONNECTICUT

Number of Households – 106,170

How many households are struggling?

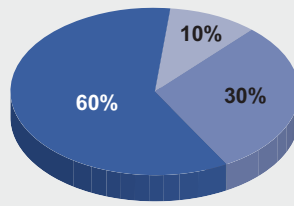
ALICE is an acronym for **A**sset Limited, **I**ncome Constrained, **E**mployed – households that earn more than the Federal Poverty Level, but less than the basic cost of living for the area (the ALICE Threshold). Combined, the number of ALICE and poverty-level households equals the total population struggling to afford basic needs.

United Way of Southeastern Connecticut service area



- Poverty: 10,199 HH, 10%
- ALICE: 32,358 HH, 30%
- Above ALICE: 63,613 HH, 60%

Connecticut



- Poverty: 134,494 HH, 10%
- ALICE: 406,673 HH, 30%
- Above ALICE: 816,102 HH, 60%

Note: Municipal-level data often relies on 5-year averages, is not available for the smallest towns that don't report income, and may overlap with Census Designated Places (CDP).

Town	Total HH	% ALICE & Poverty
Bozrah	1,005	25%
Colchester	5,818	25%
East Lyme	7,330	26%
Franklin	721	26%
Griswold	4,454	48%
Groton	16,051	42%
Lebanon	2,682	27%
Ledyard	5,791	28%
Lisbon	1,554	23%
Lyme	1,066	32%
Montville	6,750	36%
New London	10,600	67%
North Stonington	1,989	35%
Norwich	16,017	54%
Old Lyme	3,191	27%
Preston	1,808	35%
Salem	1,544	24%
Sprague	1,137	38%
Stonington	7,878	35%
Voluntown	971	29%
Waterford	7,813	33%

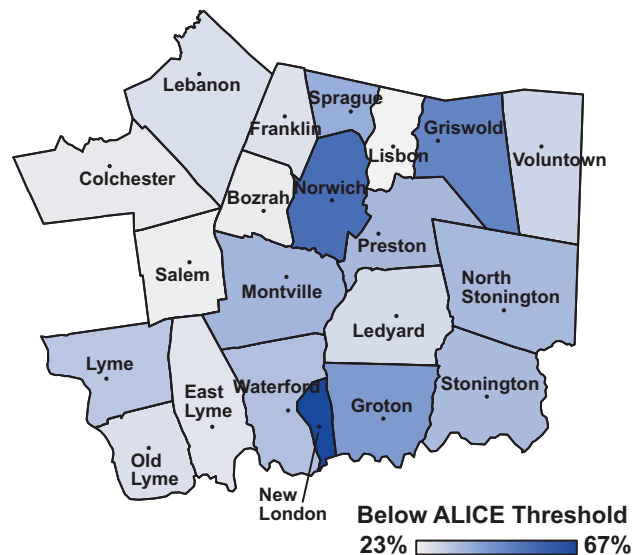
Household Survival Budget

	SINGLE ADULT	2 ADULTS, 1 INFANT, 1 PRESCHOOLER
Monthly Costs		
Housing	\$732	\$1,119
Child Care	\$-	\$1,589
Food	\$182	\$603
Transportation	\$341	\$682
Health Care	\$213	\$792
Technology	\$55	\$75
Miscellaneous	\$182	\$570
Taxes	\$293	\$836
Monthly Total	\$1,998	\$6,266
ANNUAL TOTAL	\$23,976	\$75,192
Hourly Wage	\$11.99	\$37.60

Why do so many households struggle?

The Household Survival Budget reflects the bare minimum that a household needs to live and work today. It does not include savings for emergencies or future goals like college. In 2016, costs were well above the Federal Poverty Level of \$11,880 for a single adult and \$24,300 for a family of four.

Sources: U.S. Department of Housing and Urban Development, U.S. Department of Agriculture, Bureau of Labor Statistics, Internal Revenue Service, Tax Foundation, and Connecticut 211Childcare, 2016; American Community Survey.



Where does ALICE live?

ALICE and poverty-level households live in every town in Connecticut. Towns with the highest percentage of households below the ALICE Threshold are shaded in the darkest blue; towns with the lowest percentage of households below the ALICE Threshold are shaded in lightest blue.