

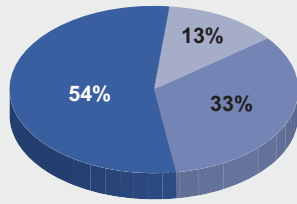
UNITED WAY OF GREATER NEW HAVEN

Number of Households – 155,866

How many households are struggling?

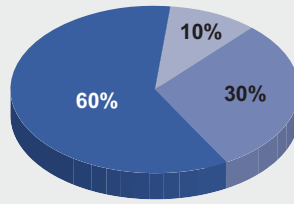
ALICE is an acronym for **A**sset **L**imited, **I**ncome **C**onstrained, **E**mployed – households that earn more than the Federal Poverty Level, but less than the basic cost of living for the area (the ALICE Threshold). Combined, the number of ALICE and poverty-level households equals the total population struggling to afford basic needs.

United Way of Greater New Haven service area



- Poverty: 20,946 HH, 13%
- ALICE: 52,174 HH, 33%
- Above ALICE: 82,746 HH, 53%

Connecticut



- Poverty: 134,494 HH, 10%
- ALICE: 406,673 HH, 30%
- Above ALICE: 816,102 HH, 60%

Note: Municipal-level data often relies on 5-year averages, is not available for the smallest towns that don't report income, and may overlap with Census Designated Places (CDP).

Town	Total HH	% ALICE & Poverty
Bethany	1,999	20%
Branford	12,264	38%
East Haven	11,240	45%
Guilford	8,553	25%
Hamden	23,356	39%
Madison	6,791	24%
New Haven	50,024	66%
North Branford	5,458	28%
North Haven	8,367	31%
Orange	4,919	25%
West Haven	19,961	56%
Woodbridge	2,934	23%

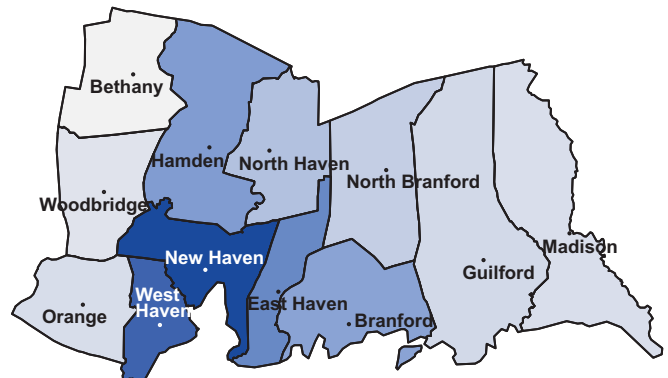
Household Survival Budget

	SINGLE ADULT	2 ADULTS, 1 INFANT, 1 PRESCHOOLER
Monthly Costs		
Housing	\$1,002	\$1,274
Child Care	\$-	\$1,718
Food	\$182	\$603
Transportation	\$341	\$682
Health Care	\$213	\$792
Technology	\$55	\$75
Miscellaneous	\$219	\$609
Taxes	\$396	\$944
Monthly Total	\$2,408	\$6,697
ANNUAL TOTAL	\$28,896	\$80,364
Hourly Wage	\$14.45	\$40.18

Why do so many households struggle?

The Household Survival Budget reflects the bare minimum that a household needs to live and work today. It does not include savings for emergencies or future goals like college. In 2016, costs were well above the Federal Poverty Level of \$11,880 for a single adult and \$24,300 for a family of four.

Sources: U.S. Department of Housing and Urban Development, U.S. Department of Agriculture, Bureau of Labor Statistics, Internal Revenue Service, Tax Foundation, and Connecticut 211Childcare, 2016; American Community Survey.



Below ALICE Threshold
20% 66%

Where does ALICE live?

ALICE and poverty-level households live in every town in Connecticut. Towns with the highest percentage of households below the ALICE Threshold are shaded in the darkest blue; towns with the lowest percentage of households below the ALICE Threshold are shaded in lightest blue.