

# SAVERLIFE ENROLLMENT GUIDE

This step-by-step guide explains how to sign up for SaverLife, a free online savings program. You can sign up in just a few minutes on your laptop, phone, or tablet. It's that easy!




Every month that you save **\$20**, SaverLife will match your savings with **\$10** — up **\$60** to in six months.

You'll get weekly tips from a financial coach and have the opportunity to **win prizes for saving!**

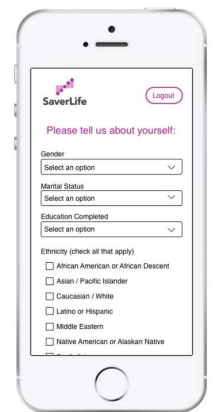
## TO SIGN UP, YOU NEED:

- An email address
- A personal bank account in your name
- Your online banking credentials (i.e. username and password)



## STEP 1: Go to [www.ctalicesaves.org](http://www.ctalicesaves.org)

Complete the short form and click "Submit" to go to SaverLife



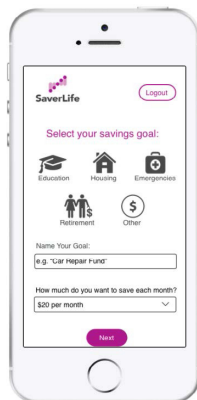
## STEP 2: Set up your account:

- Fill out your first and last name
- Check the box to agree to our Terms of Service
- Fill out your email address
- Click on "Create Account"
- Choose a password

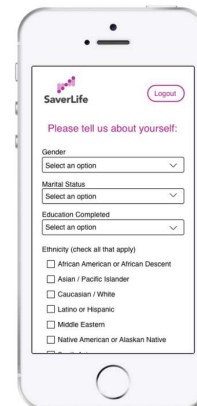
## STEP 3: Answer a few quick questions to apply



- Zip code
- Household size and income

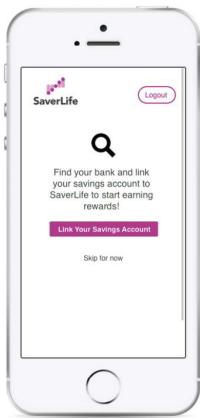


- Select a savings goal
- You can also create your own goal



- Gender
- Marital status
- Education level
- Ethnicity


## STEP 4: Connect your bank account



Click  
"Find my Bank"



Choose your bank  
or credit union



Enter your  
online  
credentials

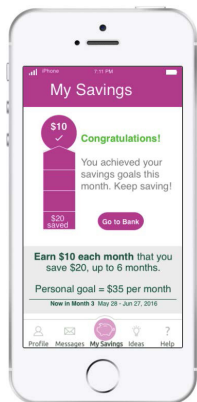


### What kind of account should I link?

We highly recommend linking a savings account if possible. However, if you do not have one, feel free to link a checking or PayPal account.

**SaverLife uses bank-level security and encryption to protect your financial data. We do not store your credentials and we have read-only access to your account.**

## STEP 5: Time to start saving!



Log in at [saverlife.org](http://saverlife.org) to track your progress toward your savings goals and check what rewards you've earned.

We'll also send you reminders to save!

### How can I earn rewards for saving?

You'll earn \$10 for each month that you save at least \$20 in your linked account - up to \$60 over six months! You can claim your rewards after six months by completing an exit survey.

### How do I make a deposit?

You'll make your monthly deposits at your bank. You can make a deposit online or in-person at a bank branch. Once you've made a deposit, it should appear in SaverLife within 3-6 days.

### What happens if I make a withdrawal?

That's okay! We know stuff comes up. Just be sure to put back whatever you took out of your account, plus \$20, by the end of the program month.

**SaverLife uses bank-level security and encryption to protect your financial data. We do not store your credentials and we have read-only access to your account.**

## STEP 6: After six months, claim your rewards

- Log in to your SaverLife account and click "Claim Rewards"
- Enter your bank routing and account number so we can transfer your rewards
- Wait 5-6 business days and your rewards will appear in your account



**QUESTIONS?**

Feel free to email us at [help@saverlife.org](mailto:help@saverlife.org) with any questions, comments, or concerns. We're here to help!