

UNITED WAY OF GREENWICH

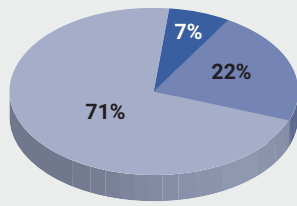
Number of Households – 22,251

How many households are struggling?

ALICE is an acronym for Asset Limited, Income Constrained, Employed – households that earn more than the Federal Poverty Level, but less than the basic cost of living for the area (the ALICE Threshold). Combined, the number of ALICE and poverty-level households equals the total population struggling to afford basic needs.

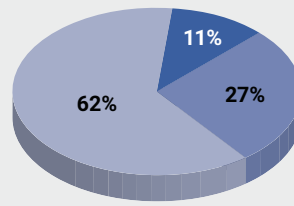
Town	Total HH	% ALICE & Poverty
Greenwich	22,251	29%

United Way of Greenwich service area



- Poverty: 1,485 HH, 7%
- ALICE: 4,861 HH, 22%
- Above ALICE: 15,905 HH, 71%

Connecticut



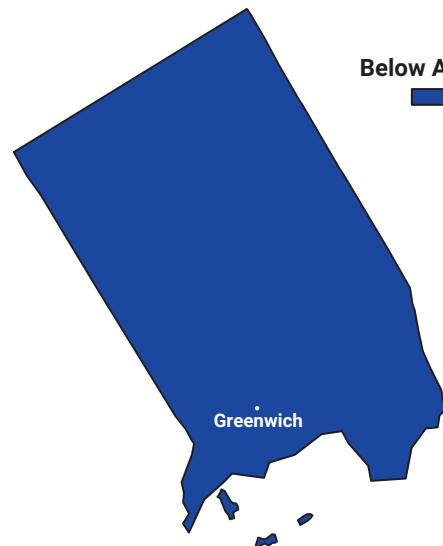
- Poverty: 146,552 HH, 11%
- ALICE: 367,175 HH, 27%
- Above ALICE: 864,364 HH, 62%

Note: Municipal-level data often relies on 5-year averages, is not available for the smallest towns that don't report income, and may overlap with Census Designated Places (CDP).

Why do so many households struggle?

The Household Survival Budget reflects the bare minimum that a household needs to live and work today. It does not include savings for emergencies or future goals like college. In 2018, costs were well above the Federal Poverty Level of \$12,140 for a single adult and \$25,100 for a family of four.

Household Survival Budget		
	SINGLE ADULT	2 ADULTS, 1 INFANT, 1 PRESCHOOLER
Monthly Costs		
Housing	\$1,267	\$1,986
Child Care	\$-	\$2,396
Food	\$345	\$1,046
Transportation	\$357	\$826
Health Care	\$222	\$742
Technology	\$55	\$75
Miscellaneous	\$275	\$868
Taxes	\$502	\$1,609
Monthly Total	\$3,023	\$9,548
ANNUAL TOTAL	\$36,276	\$114,576
Hourly Wage	\$18.14	\$57.29



Below ALICE Threshold
29%

Sources: AAA, 2018; Agency for Healthcare Research and Quality, 2018; American Community Survey, 2018; Bureau of Labor Statistics, 2018—Consumer Expenditure Surveys; Bureau of Labor Statistics, 2019—Consumer Expenditure Survey; Bureau of Labor Statistics, 2018—Occupational Employment Statistics; Centers for Medicare & Medicaid Services, 2016—Medicare Current Beneficiary Survey; Centers for Medicare & Medicaid Services, 2019; Centers for Medicare & Medicaid Services, 2019—Medicare - Chronic Conditions; Connecticut Office of Early Childhood, 2018; Federal Highway Administration, 2017; Feeding America, 2019; Fowler, 2019; Internal Revenue Service, 2020; Internal Revenue Service—FICA, 2020; Medicare.gov; Scarborough, 2018; The Zebra, 2018; U.S. Department of Agriculture, 2018—Official USDA Food Plans; U.S. Department of Housing and Urban Development, 2018—Fair Market Rents; Walczak, 2019.