

UNITED WAY OF MERIDEN AND WALLINGFORD

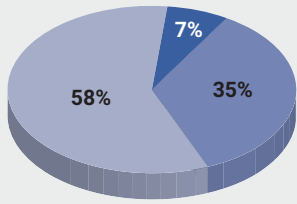
Number of Households – 44,736

How many households are struggling?

ALICE is an acronym for Asset Limited, Income Constrained, Employed – households that earn more than the Federal Poverty Level, but less than the basic cost of living for the area (the ALICE Threshold). Combined, the number of ALICE and poverty-level households equals the total population struggling to afford basic needs.

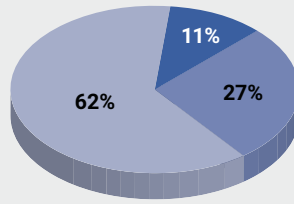
Town	Total HH	% ALICE & Poverty
Meriden	26,218	49%
Wallingford	18,518	33%

United Way of Meriden and Wallingford service area



- Poverty: 3,347 HH, 7%
- ALICE: 15,766 HH, 35%
- Above ALICE: 25,623 HH, 58%

Connecticut



- Poverty: 146,552 HH, 11%
- ALICE: 367,175 HH, 27%
- Above ALICE: 864,364 HH, 62%

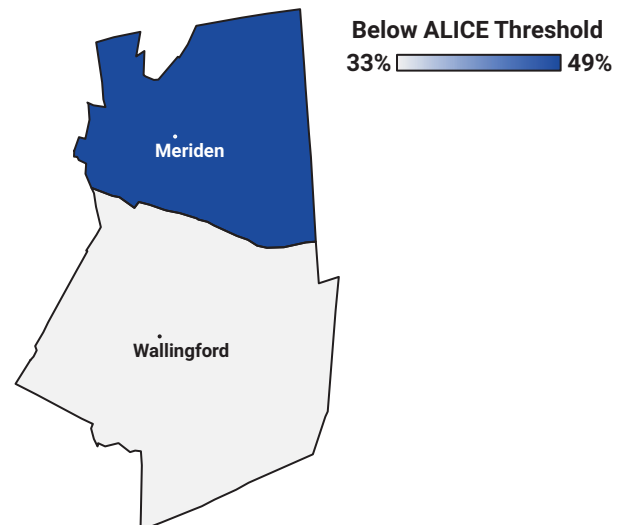
Note: Municipal-level data often relies on 5-year averages, is not available for the smallest towns that don't report income, and may overlap with Census Designated Places (CDP).

Household Survival Budget

	SINGLE ADULT	2 ADULTS, 1 INFANT, 1 PRESCHOOLER
Monthly Costs		
Housing	\$913	\$1,310
Child Care	\$-	\$1,917
Food	\$293	\$886
Transportation	\$357	\$826
Health Care	\$222	\$742
Technology	\$55	\$75
Miscellaneous	\$221	\$687
Taxes	\$368	\$1,118
Monthly Total	\$2,429	\$7,561
ANNUAL TOTAL	\$29,148	\$90,732
Hourly Wage	\$14.57	\$45.37

Why do so many households struggle?

The Household Survival Budget reflects the bare minimum that a household needs to live and work today. It does not include savings for emergencies or future goals like college. In 2018, costs were well above the Federal Poverty Level of \$12,140 for a single adult and \$25,100 for a family of four.



Sources: AAA, 2018; Agency for Healthcare Research and Quality, 2018; American Community Survey, 2018; Bureau of Labor Statistics, 2018—Consumer Expenditure Surveys; Bureau of Labor Statistics, 2019—Consumer Expenditure Survey; Bureau of Labor Statistics, 2018—Occupational Employment Statistics; Centers for Medicare & Medicaid Services, 2016—Medicare Current Beneficiary Survey; Centers for Medicare & Medicaid Services, 2019; Centers for Medicare & Medicaid Services, 2019—Medicare - Chronic Conditions; Connecticut Office of Early Childhood, 2018; Federal Highway Administration, 2017; Feeding America, 2019; Fowler, 2019; Internal Revenue Service, 2020; Internal Revenue Service—FICA, 2020; Medicare.gov; Scarborough, 2018; The Zebra, 2018; U.S. Department of Agriculture, 2018—Official USDA Food Plans; U.S. Department of Housing and Urban Development, 2018—Fair Market Rents; Walczak, 2019.