


UNITED WAY OF NORTHWEST CONNECTICUT

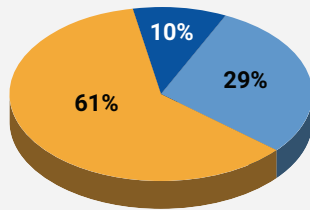


Number of Households – 38,549

Meet ALICE

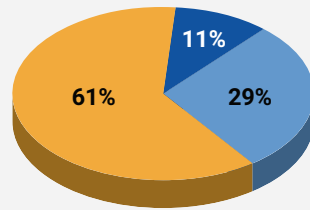
ALICE is an acronym for **A**sset **L**imited, **I**ncome **C**onstrained, **E**mployed – households that earn more than the Federal Poverty Level, but less than the basic cost of living for the county. Households below the ALICE Threshold – ALICE households plus those in poverty – can't afford the basics in the communities where they live.

United Way of Northwest Connecticut service area



- Poverty: 4,021 HH, 10%
- ALICE: 11,032 HH, 29%
- Above ALICE: 23,496 HH, 61%

Connecticut



- Poverty: 149,960 HH, 10%
- ALICE: 402,750 HH, 28%
- Above ALICE: 875,603 HH, 61%

Note: Municipal-level data on this page is 5-year averages for Census County Subdivisions. Geographies with fewer than 100 households are not included.

Town	Total Households	% ALICE & Poverty
Barkhamsted	1,386	20%
Canaan	502	37%
Colebrook	621	21%
Cornwall	615	37%
Goshen	1,197	20%
Hartland	738	21%
Harwinton	2,069	23%
Litchfield	3,481	32%
Morris	888	34%
New Hartford	2,707	27%
Norfolk	734	34%
North Canaan	1,206	52%
Salisbury	1,648	33%
Sharon	1,298	28%
Torrington	14,645	49%
Winchester	4,814	46%

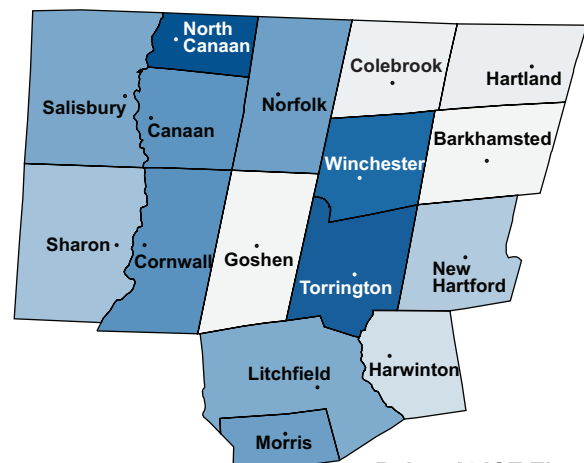
Household Survival Budget, 2022		
	SINGLE ADULT	2 ADULTS, 1 INFANT, 1 PRESCHOOLER
Monthly Costs and Credits		
Housing – Rent	\$702	\$992
Housing – Utilities	\$163	\$310
Child Care	–	\$2,354
Food	\$549	\$1,497
Transportation	\$424	\$1,074
Health Care	\$195	\$693
Technology	\$86	\$116
Miscellaneous	\$212	\$704
Tax Payments	\$416	\$1,591
Tax Credits	\$0	(\$433)
Monthly Total	\$2,747	\$8,898
ANNUAL TOTAL	\$32,964	\$106,776
Hourly Wage*	\$16.48	\$53.39

Sources: Sources: AAA, 2022; Agency for Healthcare Research and Quality, 2022; American Community Survey, 2022; Bureau of Labor Statistics, 2022–Consumer Expenditure Surveys; Bureau of Labor Statistics, 2022–Occupational Employment Statistics; Centers for Medicare & Medicaid Services, 2023–Medicare - Chronic Conditions; Centers for Medicare & Medicaid Services, 2020–Medicare Current Beneficiary Survey; Centers for Medicare & Medicaid Services, 2023; Connecticut Office of Early Childhood, 2022; Federal Reserve Bank of Atlanta–Policy Rules Database; Federal Highway Administration, 2017; Feeding America, 2023; Frank, 2022; Internal Revenue Service, 2022; Medicare.gov; The Zebra, 2022; U.S. Department of Agriculture, 2022–Official USDA Food Plans; U.S. Department of Housing and Urban Development, 2022–Fair Market Rents; USTelecom, 2022.

The Cost of Basics Outpaces Wages

The Household Survival Budget reflects the minimum costs of household necessities (housing, child care, food, transportation, health care, and technology), plus taxes. It does not include savings for emergencies or future goals like college or retirement. In 2022, wage increases in low-wage jobs helped fill the gap when pandemic assistance expired, but wasn't enough for many workers to keep up with the rising costs of necessities.

To see costs for different household compositions and locations in Connecticut, visit UnitedForALICE.org/Household-Budgets/Connecticut



Below ALICE Threshold
20% 52%