


UNITED WAY OF SOUTHEASTERN CONNECTICUT

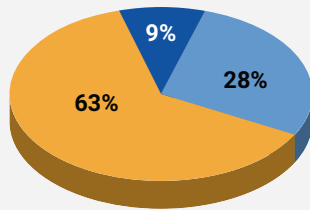


Number of Households – 109,573

Meet ALICE

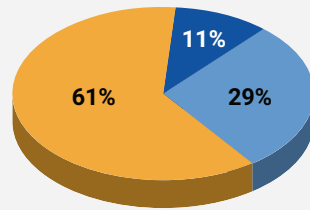
ALICE is an acronym for **A**sset **L**imited, **I**ncome **C**onstrained, **E**mloyed – households that earn more than the Federal Poverty Level, but less than the basic cost of living for the county. Households below the ALICE Threshold – ALICE households plus those in poverty – can't afford the basics in the communities where they live.

United Way of Southeastern Connecticut service area



- Poverty: 9,724 HH, 9%
- ALICE: 30,522 HH, 28%
- Above ALICE: 69,327 HH, 63%

Connecticut



- Poverty: 149,960 HH, 10%
- ALICE: 402,750 HH, 28%
- Above ALICE: 875,603 HH, 61%

Note: Municipal-level data on this page is 5-year averages for Census County Subdivisions. Geographies with fewer than 100 households are not included.

Town	Total Households	% ALICE & Poverty
Bozrah	943	26%
Colchester	6,089	26%
East Lyme	7,654	31%
Franklin	700	36%
Griswold	4,884	38%
Groton	16,391	35%
Lebanon	2,795	25%
Ledyard	5,567	31%
Lisbon	1,590	36%
Lyme	956	21%
Montville	6,596	35%
New London	11,125	54%
North Stonington	2,163	39%
Norwich	17,165	51%
Old Lyme	3,057	23%
Preston	1,786	24%
Salem	1,603	21%
Sprague	1,106	28%
Stonington	8,323	32%
Voluntown	1,057	28%
Waterford	8,023	28%

Household Survival Budget, 2022

	SINGLE ADULT	2 ADULTS, 1 INFANT, 1 PRESCHOOLER
Monthly Costs and Credits		
Housing – Rent	\$736	\$1,044
Housing – Utilities	\$163	\$310
Child Care	–	\$1,986
Food	\$515	\$1,402
Transportation	\$424	\$1,074
Health Care	\$195	\$693
Technology	\$86	\$116
Miscellaneous	\$212	\$663
Tax Payments	\$416	\$1,479
Tax Credits	\$0	(\$433)
Monthly Total	\$2,747	\$8,334
ANNUAL TOTAL	\$32,964	\$100,008
Hourly Wage*	\$16.48	\$50.00

Sources: Sources: AAA, 2022; Agency for Healthcare Research and Quality, 2022; American Community Survey, 2022; Bureau of Labor Statistics, 2022—Consumer Expenditure Surveys; Bureau of Labor Statistics, 2022—Occupational Employment Statistics; Centers for Medicare & Medicaid Services, 2023—Medicare - Chronic Conditions; Centers for Medicare & Medicaid Services, 2020—Medicare Current Beneficiary Survey; Centers for Medicare & Medicaid Services, 2023; Connecticut Office of Early Childhood, 2022; Federal Reserve Bank of Atlanta—Policy Rules Database; Federal Highway Administration, 2017; Feeding America, 2023; Frank, 2022; Internal Revenue Service, 2022; Medicare.gov; The Zebra, 2022; U.S. Department of Agriculture, 2022—Official USDA Food Plans; U.S. Department of Housing and Urban Development, 2022—Fair Market Rents; USTelecom, 2022.

The Cost of Basics Outpaces Wages

The Household Survival Budget reflects the minimum costs of household necessities (housing, child care, food, transportation, health care, and technology), plus taxes. It does not include savings for emergencies or future goals like college or retirement. In 2022, wage increases in low-wage jobs helped fill the gap when pandemic assistance expired, but wasn't enough for many workers to keep up with the rising costs of necessities.

To see costs for different household compositions and locations in Connecticut, visit UnitedForALICE.org/Household-Budgets/Connecticut

