


# VALLEY UNITED WAY

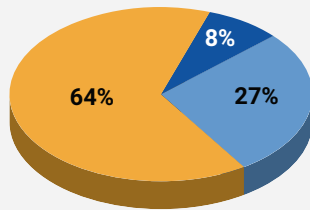
Number of Households – 40,730



## Meet ALICE

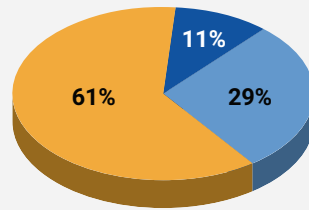
ALICE is an acronym for **A**sset **L**imited, **I**ncome **C**onstrained, **E**mployed – households that earn more than the Federal Poverty Level, but less than the basic cost of living for the county. Households below the ALICE Threshold – ALICE households plus those in poverty – can't afford the basics in the communities where they live.

Valley United Way service area



- Poverty:** 3,429 HH, 8%
- ALICE:** 11,165 HH, 27%
- Above ALICE:** 26,136 HH, 64%

Connecticut



- Poverty:** 149,960 HH, 10%
- ALICE:** 402,750 HH, 28%
- Above ALICE:** 875,603 HH, 61%

Note: Municipal-level data on this page is 5-year averages for Census County Subdivisions. Geographies with fewer than 100 households are not included.

Town	Total Households	% ALICE & Poverty
Ansonia	7,922	51%
Derby	5,713	51%
Oxford	4,856	17%
Seymour	6,465	33%
Shelton	15,774	29%

Household Survival Budget, 2022		
	SINGLE ADULT	2 ADULTS, 1 INFANT, 1 PRESCHOOLER
<b>Monthly Costs and Credits</b>		
Housing – Rent	\$885	\$1,146
Housing – Utilities	\$163	\$310
Child Care	–	\$2,417
Food	\$518	\$1,412
Transportation	\$424	\$1,074
Health Care	\$195	\$693
Technology	\$86	\$116
Miscellaneous	\$227	\$717
Tax Payments	\$457	\$1,626
Tax Credits	\$0	(\$433)
<b>Monthly Total</b>	<b>\$2,955</b>	<b>\$9,078</b>
<b>ANNUAL TOTAL</b>	<b>\$35,460</b>	<b>\$108,936</b>
<b>Hourly Wage*</b>	<b>\$17.73</b>	<b>\$54.47</b>

Sources: Sources: AAA, 2022; Agency for Healthcare Research and Quality, 2022; American Community Survey, 2022; Bureau of Labor Statistics, 2022–Consumer Expenditure Surveys; Bureau of Labor Statistics, 2022–Occupational Employment Statistics; Centers for Medicare & Medicaid Services, 2023–Medicare - Chronic Conditions; Centers for Medicare & Medicaid Services, 2020–Medicare Current Beneficiary Survey; Centers for Medicare & Medicaid Services, 2023; Connecticut Office of Early Childhood, 2022; Federal Reserve Bank of Atlanta–Policy Rules Database; Federal Highway Administration, 2017; Feeding America, 2023; Frank, 2022; Internal Revenue Service, 2022; Medicare.gov; The Zebra, 2022; U.S. Department of Agriculture, 2022–Official USDA Food Plans; U.S. Department of Housing and Urban Development, 2022–Fair Market Rents; USTelecom, 2022.

## The Cost of Basics Outpaces Wages

The Household Survival Budget reflects the minimum costs of household necessities (housing, child care, food, transportation, health care, and technology), plus taxes. It does not include savings for emergencies or future goals like college or retirement. In 2022, wage increases in low-wage jobs helped fill the gap when pandemic assistance expired, but wasn't enough for many workers to keep up with the rising costs of necessities.

To see costs for different household compositions and locations in Connecticut, visit [UnitedForALICE.org/Household-Budgets/Connecticut](https://UnitedForALICE.org/Household-Budgets/Connecticut)

